



Illuminated Legend Plate (Accessory for Mushroom Head Emergency Switch)



Voltage	Part No.	Part No.
	●	●
12V DC		ELLRG012D
24V DC		ELLRG024D

Note: Other color options available

Gen Next Contact Blocks



Colour	Contact	Part No.
●	NO	EC1C
	NC	EC2C

Cage Clamp Contact Block



Colour	Contact	Part No.
●	NO	EG08G01C00
	NC	EG08G02C00

PCB Mounted Contact Block

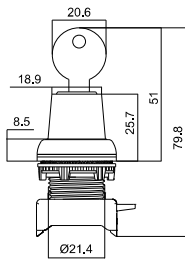


Colour	Contact	Part No.
●	NO	EG08D01C00
	NC	EG08D02C00

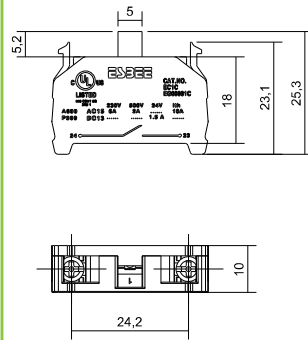
Note: Please refer page no. 59 & 60 For drawings and technical specifications



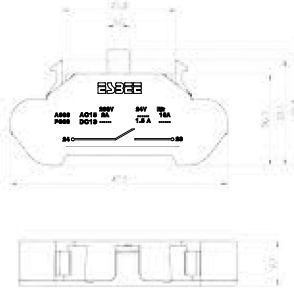
Lock & Key Rotary Actuator



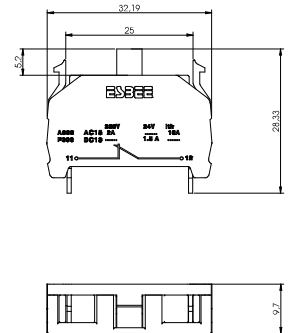
Gen Next Contact Blocks



Cage Clamp Contact Blocks



PCB Mounted Contact Blocks



Test Parameters	Specification			
	Supply	IEC - 60947-5-1	UL-508	ITH/Thermal Current
Utilization Category	AC	AC-15	A600	10A
	DC	DC-13	P300	
Contact	NO and NC			
Rated Voltage	230V AC	120V AC	24V DC	
Rated Current	6A	6A	1.5A	
Frequency	50 - 60 Hz			
Electrical Life for Contact / Warranty	1 Million cycle/24 Months**			
HV Test for 60 Sec.	2.5KV (All Terminals Shorted Together)			
Rated Insulation Voltage	600 VAC			
Terminals	Suitable for flexible or solid conductors from 2x1 mm ² to 2x2.5 mm ²			
Current Carrying Material	Brass			
Contact Type	Make & Break			
Contact Material	AgNi			
Insulation Resistance at 500 VDC	50 mΩ			
Operating Torque	0.8 Nm			
Contact Resistance	20 mΩ			
mV drop at 16 A DC	200 mV			
Type	Non Illuminated / Illuminated			
Function	Push, Push - Push, Push turn, Selector			
Colour	Red / Green / Black / Yellow / White / Blue / Orange			
Disposition of Contact	<div style="display: flex; align-items: center;"> <div style="margin-right: 20px;"> <p><input type="checkbox"/> Contact Open</p> <p><input checked="" type="checkbox"/> Contact Close</p> </div> <div> </div> </div>			
International Approvals	CE, UL			

**To be used only with Gen Next Contact Blocks & Gen Next LED holder