

ITM16/26

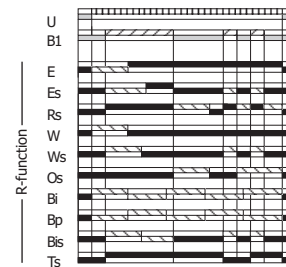
overview

- ◆ multi-function timing relay
- ◆ all common supply voltages on one unit
- ◆ 9 selectable timing ranges (1sec - 10d)
- ◆ 10 selectable timing functions
- ◆ SPCO configuration
- ◆ LED indicators for power supply, failure, status of the output relay, control contact & timer
- ◆ 22.5mm DIN rail mount housing



Multifunction

- Supply voltage (U) on
- Supply voltage (U) off
- Starting contact S on B1 closed
- Starting contact S on B1 open
- Output relay contact closed
- Output relay contact open
- Time is running



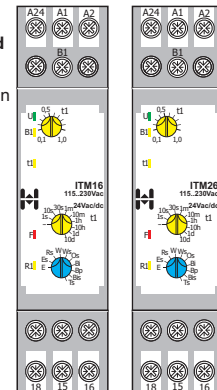
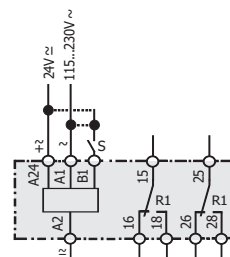
Functions:

- E...On delay
- Es...On delay with external control input
- Rs...Off delay with external control input
- W...On pulse single shot
- Ws...On pulse single shot with external control input
- Os...Off pulse with external control input
- Bp...Symmetrical recycler pulse first
- Bis...Symmetrical recycler pulse first with external control input
- Ts...Bistable

Time ranges

1s, 10s, 30s, 1m, 10m, 1h, 10h, 1d, 10d

The required delay time within the range selected is set using the potentiometer on the front.



specification

supply voltage variation	nominal voltage -20%..+10%
frequency range	48 - 63 Hz
duty cycle	100%
repeat accuracy	<1%
output relay specification	max. 6A 230V~
Ue/Ie AC-15	24V/1,5A 115V/1,5A 230V/1,5A
Ue/Ie DC-13	24V/1,5A
expected life time	SPCO DPCO
mechanical	1 x 10 ⁷ resp. 1x10 ⁷ operations
electrical	1 x 10 ⁵ resp. 8x10 ⁴ operations
screws	pozidriv 1, slot 4mm
screw tightening torque	0,4Nm
operating conditions	-20°C bis +60 °C non condensing * EN 60947-5-1 VDE 0435

ordering information

part no	supply	output	relay type	c _{RI} ns	housing types
ITM16	24V~ = / 115..230V~	15VA / 1,5W	SPCO	-	L
ITM26	24V~ = / 115..230V~	20VA / 2W	DPCO	-	L

* The measurement input is galvanically isolated from the power supply

multi-function

