

TM

overview

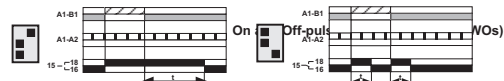
- ◆ zoom supply voltage
- ◆ 8 timing functions selected by DIP switch
- ◆ SPCO or DPCO output relay
- ◆ 8 selectable time ranges (0.1sec-100hrs)
- ◆ LED indicators for power supply and relay status
- ◆ 22.5mm DIN rail mount housing



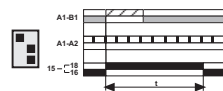
Multifunction

- Starting contact S on B1 closed
Starting contact S on B1 open
- Supply voltage(U) on
Supply voltage(U) off
- Output relay contact closed
Output relay contact open

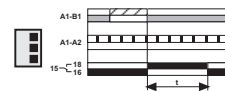
Off delay (Rs)



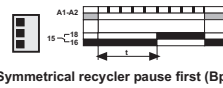
On pulse with constant supply (Ws)



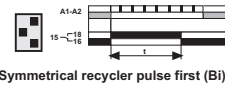
Off pulse with constant supply (Os)



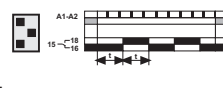
On delay (E)



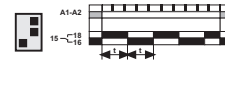
On pulse (W)



Symmetrical recycler pause first (Bp)



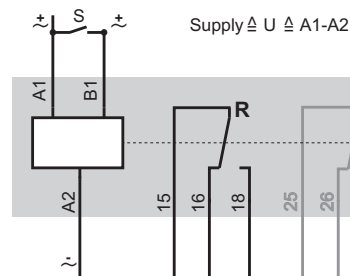
Symmetrical recycler pulse first (Bi)



Time ranges



The required delay time within the range selected is set using the potentiometer on the front plate.



specification

supply voltage variation	nominal voltage -20%...+10%		
supply selection	selectable by a switch TM16+		
frequency range	48 - 63 Hz		
duty cycle	100%		
repeat accuracy	< 1% of the selected range		
output spec. (EN60947-5-1)			
relay type	1	2	
I _e AC-15	230V~	1,5A	1,5A
I _e AC-15	115V~	1,5A	1,5A
I _e DC-13	24V=	1,5A	1,5A
I _{the} @+20°C, detached		8A	10A
I _{the} @+60°C, attached		5A	5A
expected life time			
mechanical operations	1x10 ⁷	1x10 ⁷	
electrical operations	8x10 ⁴	1x10 ⁵	
screws	pozidriv 1, slot 4mm		
screw tightening torque	0,4Nm		
operating conditions	-20 bis +60°C non condensing		

ordering information

part no	supply	output	relais type	HIQUEL	housing type
TM01+	230V~/24V~=	1,5W	DPCO	1	Yes B
TM04+	115V~/24V~=	1,2W	DPCO	1	Yes B
TM08+	12V~=	0,7W	SPCO	2	Yes A
TM09+	12V~=	1W	DPCO	1	Yes B
TM12+	230V~	1,5W	SPCO	2	Yes A
TM13+	24V~=	1W	SPCO	2	Yes A
TM15+	115V~	1,2W	SPCO	2	Yes A
TM16+	115..230V~/24V~=	1,5W	SPCO	1	Yes A
TM20+	24 - 230V~=	1,5W	SPCO	2	Yes A
TM21+	24 - 230V~=	2W	DPCO	1	Yes B

multi-function

